


STREAK CAMERA MAIN UNIT

## SC-20

Main Unit for SC-20 Systems



- Large photocathode 35 mm
- Modular design for universal use
- Fiber optics input window
- UV sensitive option available
- Ethernet interface

# Main Unit SC-20

**Optronis**

Make time visible

The SC-20 main unit consist of a streak tube with power supply and control electronics including an Ethernet interface. The large photocathode is well suited for simultaneous analyses of multiple optical phenomena and laser doppler interferometry. The fiber optic input window (optionally with UV transmission) allows a proximity coupling of the the input slit. Therefore the input optics IOS-20 can be used. It additionally provides optical marker input and might be completed with a shutter function. An image intensifier II140 is available to increase system sensitivity.

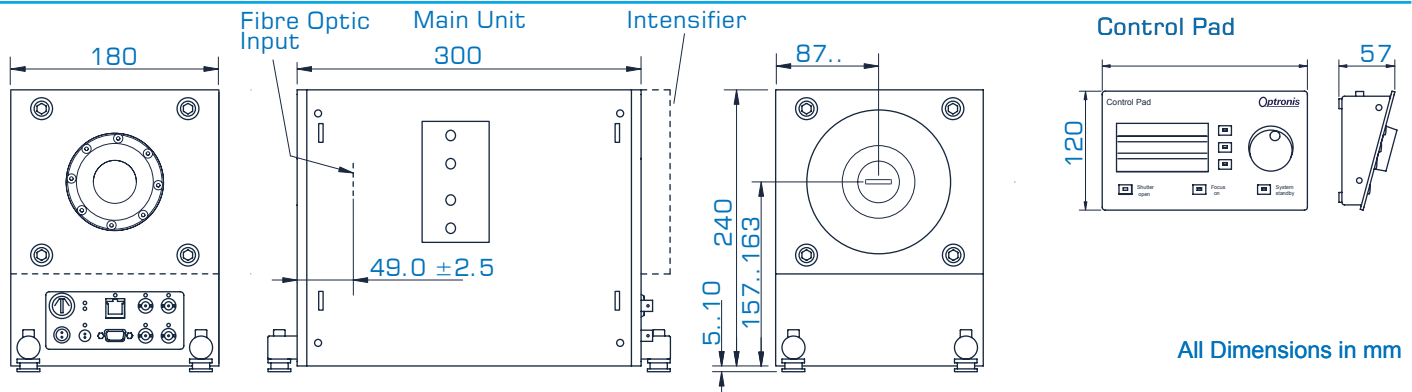
## SPECIFICATIONS

Temporal resolution	≤600 ps (TSU12-20/F2)
Photocathode size	35 mm (hor.) × 4 mm (ver.) 29 mm × 4 mm (typ. readout lim.)
Input window	Fiber optics (others on req.)
Streak tube magnification (typ.)	0.8
Screen size (typ. readout limited)	23.2 mm (hor.) × 30mm (ver.)
Phosphor type	P43 (others on req.)
Static resolution	<100 μm (FWHM on screen)
Sweep direction	bottom-up
Dimensions	300 × 180 × 245-250 mm <sup>3</sup>
Weight	16 kg
Temperature	0 - 35°C (op.) / -5 - +45°C (stor.)
Environment	20 - 80% rel. hum. non- cond.
Altitude	sea level up to 3000 m
Power supply	100 - 240 V /45-60 Hz

## PHOTOCATHODE GATING

Extinction ratio	>10 <sup>6</sup> @ 670 nm
Rise time / Fall time	<1 μs / <1 μs
Frequency	0 - 10 Hz
Operation mode	continuous / gated

## TECHNICAL DRAWING



## CONTACT INFORMATION

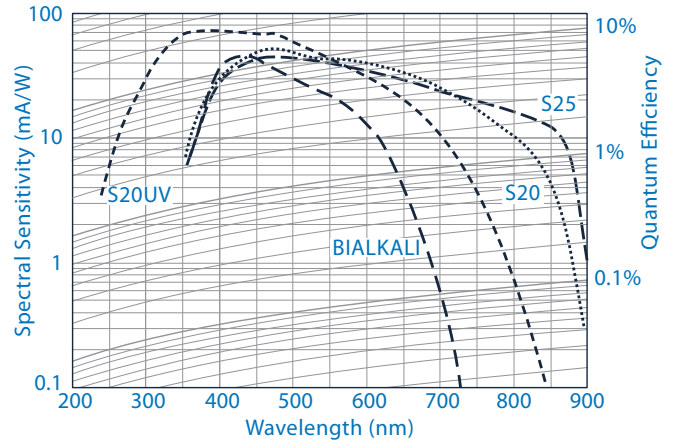
Optronis GmbH  
Ludwigstraße 2  
77694 Kehl  
Germany

Phone: +49 7851 91 26 - 0  
Fax: +49 7851 91 26 - 10  
info@optronis.com  
www.optronis.com

The information given herein is believed to be reliable, however Optronis makes no warranties as to its accuracy or completeness. Data sheet is subject to modifications at any time. 1/2017

## PHOTOCATHODE

The streak tube is available with different photocathodes having different spectral responses and noise characteristics. Typical data are listed below.



Type	Ref.	Spectral range	Dark noise
Bialkali	/BI	360 - 700 nm	20 nlux
S20UV	/S20UV	230 - 800 nm	0.20 μlux
S20	/S20	360 - 850 nm	0.20 μlux
S25	/S25	350 - 950 nm	1.0 μlux

## READOUT CAMERA SELECTION

To be considered: Active screen area is 26.25 mm × 30 mm but readout camera selection might limit this to a smaller area. Consequently, usable photocathode length might be reduced.

## IMAGE INTENSIFIER II140 (OPTIONAL DEVICE)

Type	Singel stage MCP
Adjustable gain (typ.)	1 - 1000
Gating time	>2 ms
Operation mode	continuous / gated

## Specialised Imaging Inc.

40935 County Center Drive  
Suite D  
Temecula CA 92591

